

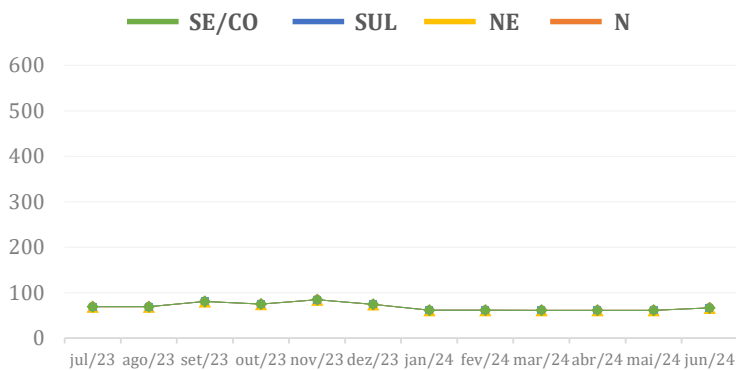
# RELATÓRIO SEMANAL DE MERCADO

31/07/2024



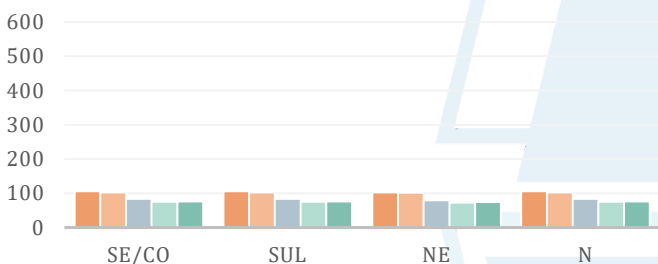
## PREÇO DAS LIQUIDAÇÕES DAS DIFERENÇAS - PLD

### PLD mensal x Submercado



	SE/CO	SUL	NE	N
Jul/23	69,04	69,04	69,04	69,04
Ago/23	69,04	69,04	69,04	69,04
Set/23	80,37	80,37	80,37	80,37
Out/23	74,84	74,84	74,84	74,84
Nov/23	84,40	84,40	84,40	84,40
Dez/23	74,09	74,09	74,09	74,09
Jan/24	61,14	61,14	61,14	61,14
Fev/24	61,20	61,20	61,20	61,20
Mar/24	61,07	61,07	61,07	61,07
Abr/24	61,07	61,07	61,07	61,07
Mai/24	61,07	61,07	61,07	61,07
Jun/24	66,41	66,40	66,40	66,41

### PLD semanal x Submercado



	SE/CO	SUL	NE	N
27/06 a 03/07	106,07	106,05	102,63	106,08
04/07 a 10/07	102,61	102,60	101,72	102,63
11/07 a 17/07	83,59	83,59	79,45	83,60
18/07 a 24/07	74,75	74,73	72,86	74,76
25/07 a 31/07	75,90	75,88	73,91	75,91

## INDICATIVOS DE PREÇOS FUTURO

CONVENCIONAL				
PERÍODO	SE/CO	SUL	NE	N
Jul/24	88	88	85	88
Ago/24	96	96	96	96
Set/24	136	136	136	136
Out/24 a Dez/24	160	160	160	160
Jan/25 a Mar/25	172	172	172	172
2025	160	160	158	159
2026	155	155	153	154
2027	147	147	145	146
2028	145	145	143	144
2029	144	144	142	143

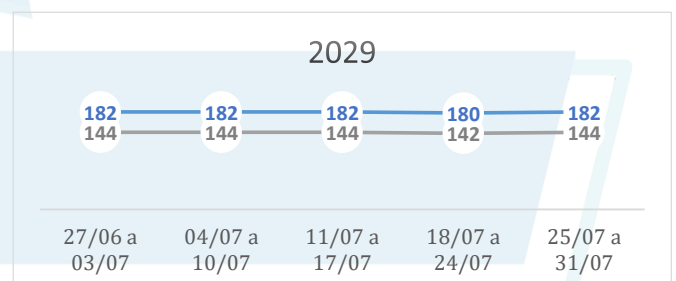
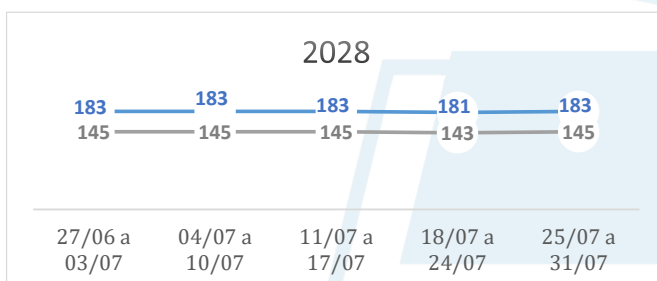

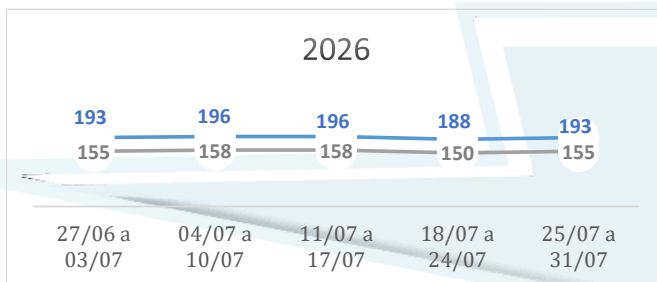
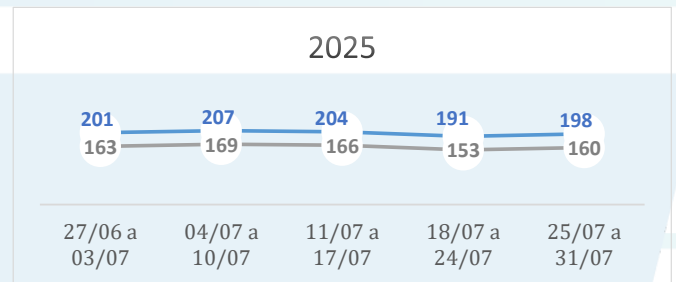
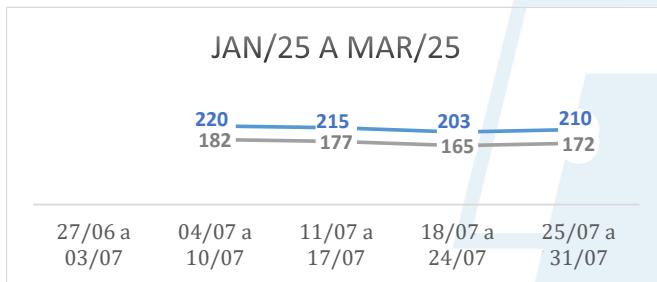
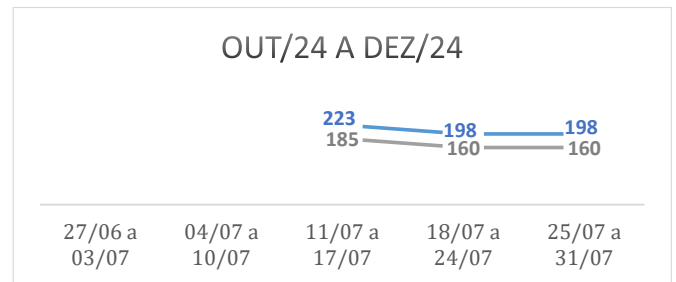
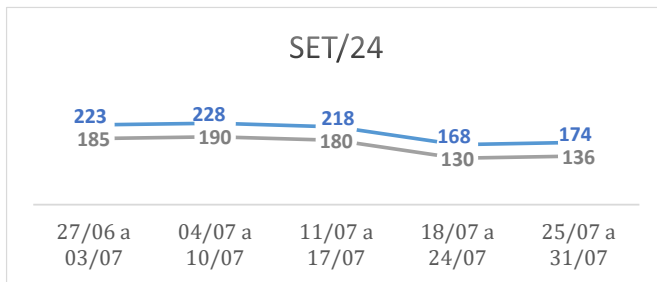
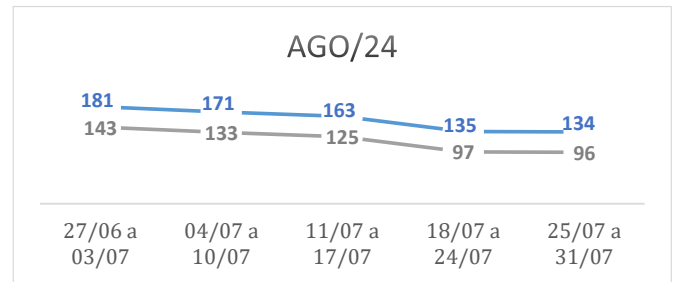
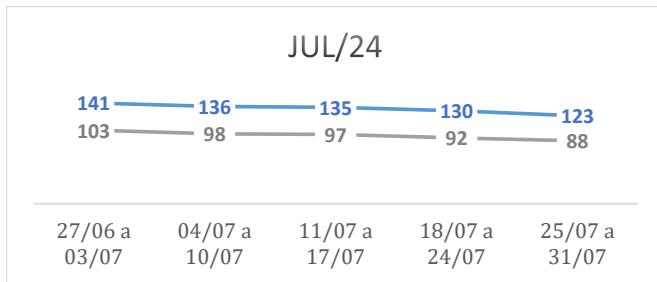
INCENTIVADA 50%				
PERÍODO	SE/CO	SUL	NE	N
Jul/24	123	123	120	123
Ago/24	134	134	134	134
Set/24	174	174	174	174
Out/24 a Dez/24	198	198	198	198
Jan/25 a Mar/25	210	210	210	210
2025	198	198	196	197
2026	193	193	191	192
2027	185	185	183	184
2028	183	183	181	182
2029	182	182	180	181

Devido à baixa liquidez, não incluímos a tabela de preço de energia Incentivada 100%. No entanto, para obter um parâmetro de preço futuro para este tipo de energia, sugere-se acrescentar R\$ 120,00 no preço da energia Incentivada 50%.



• Submercado: Sudeste / Centro-Oeste

— CONVENCIONAL — INCENTIVADA 50%



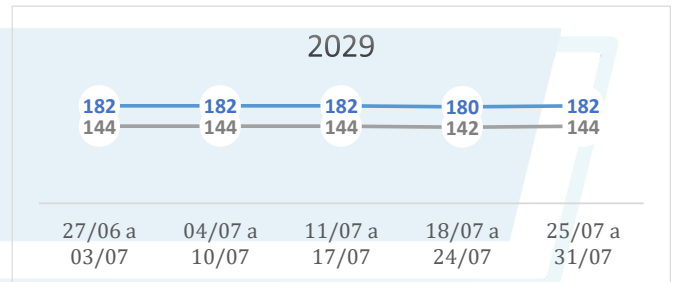
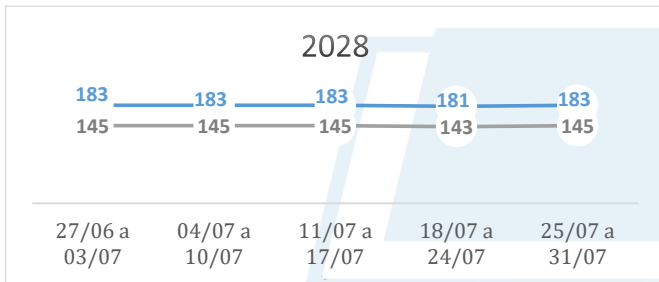
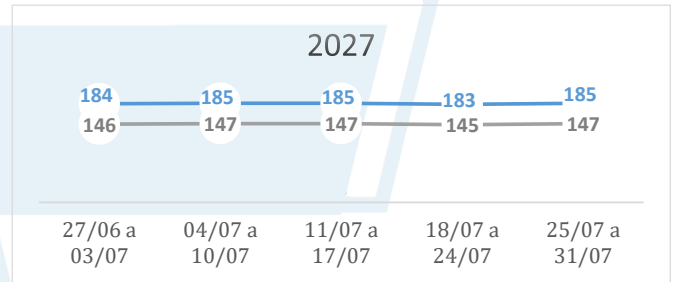
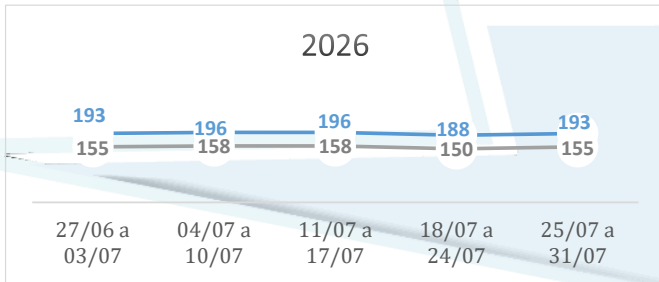
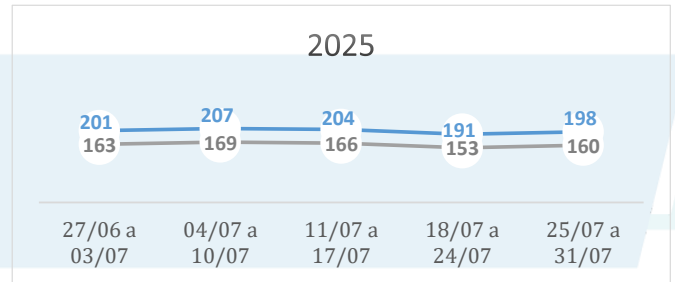
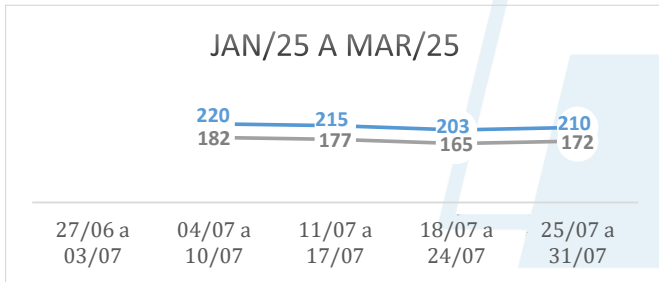
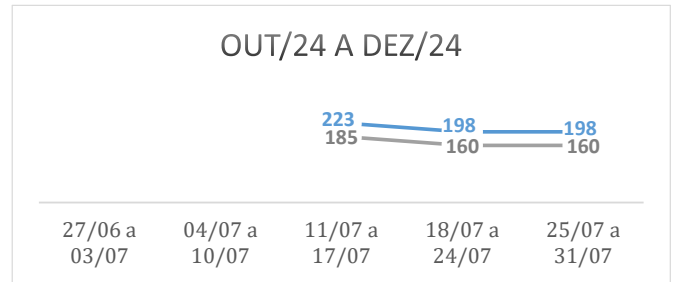
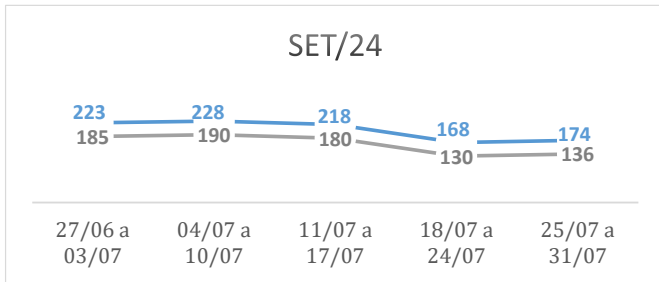
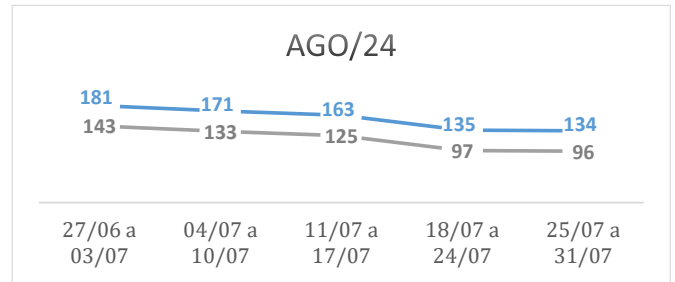
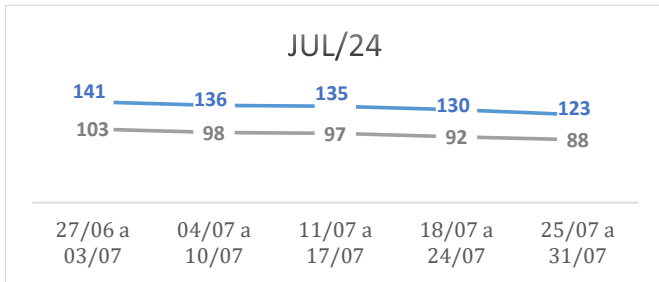
Este relatório é somente um informativo de mercado, não se tratando de um compromisso nem garantia da Elétron Energy com relação aos preços futuros apresentados no mesmo.



# EVOLUÇÃO DOS PREÇOS DE MERCADO - SUL

## Submercado: Sul

— CONVENCIONAL — INCENTIVADA 50%

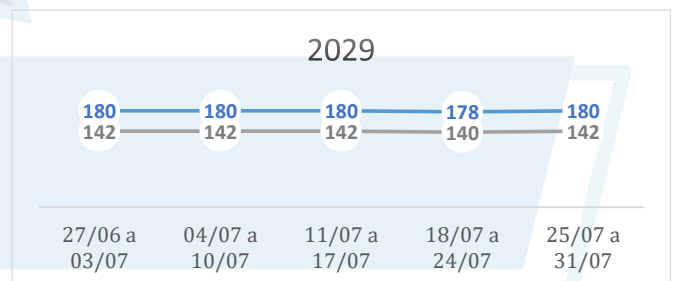
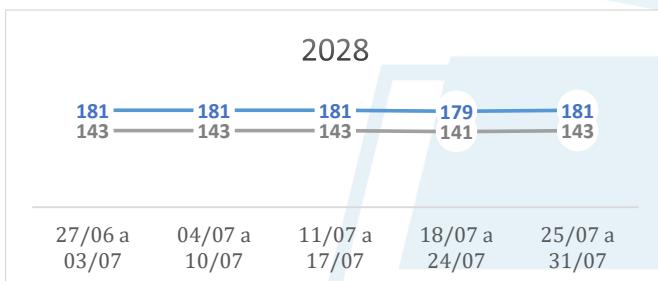


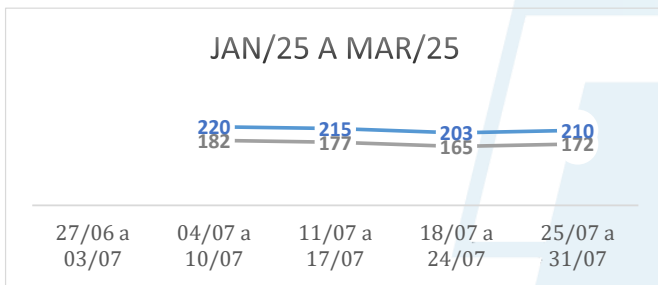
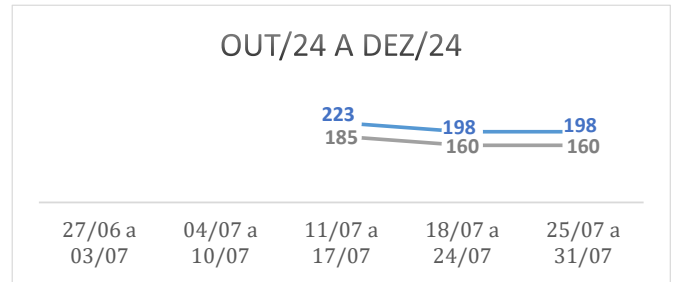
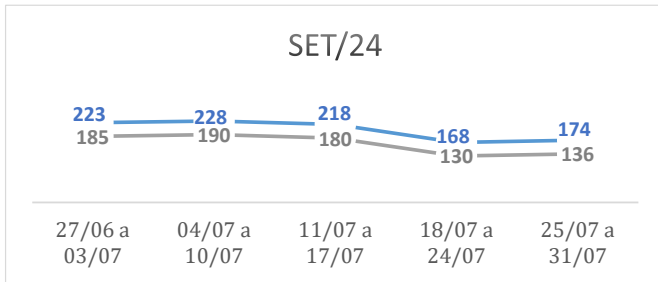
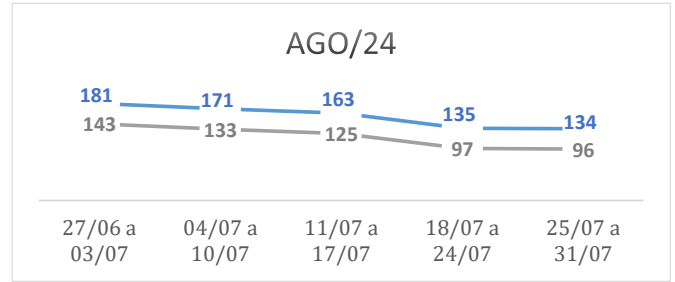
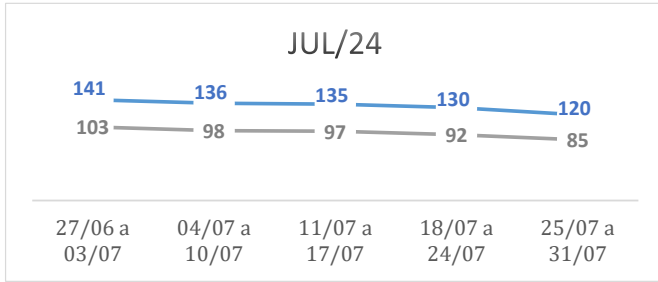


Este relatório é somente um informativo de mercado, não se tratando de um compromisso nem garantia da Elétron Energy com relação aos preços futuros apresentados no mesmo.



## Submercado: Nordeste

— CONVENCIONAL — INCENTIVADA 50%



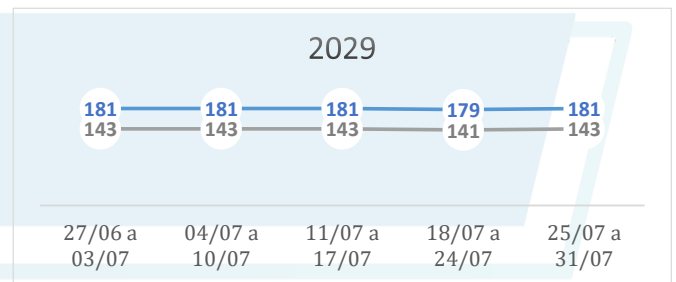
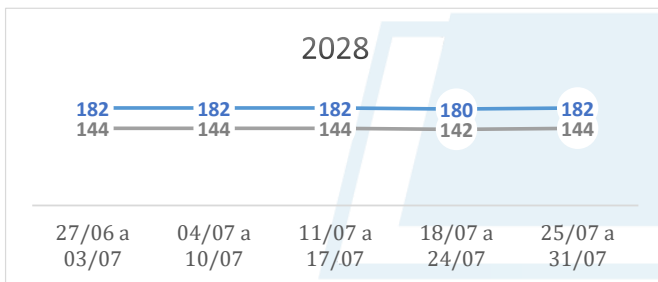
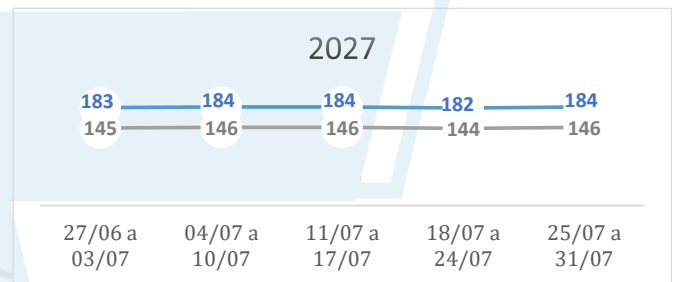

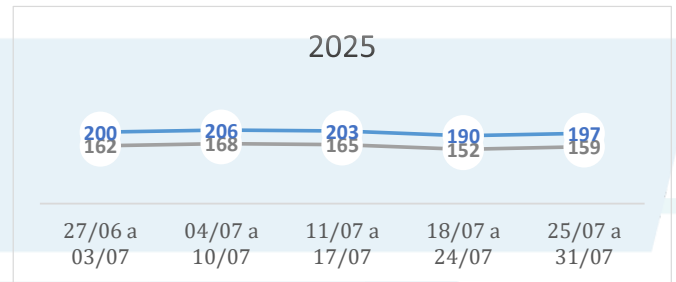
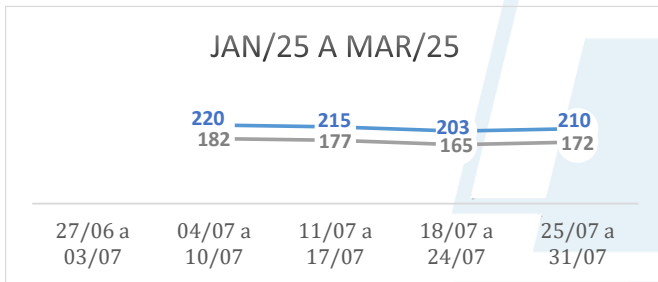
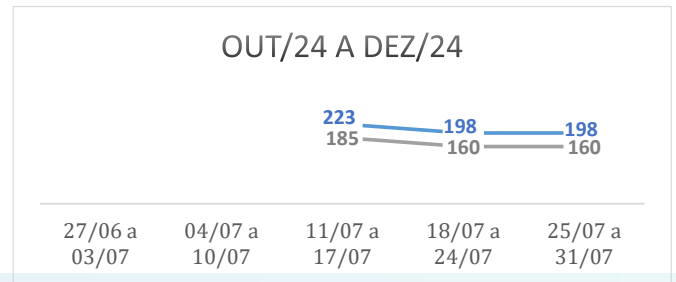
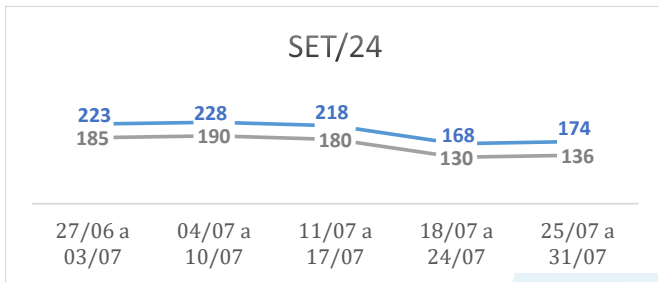
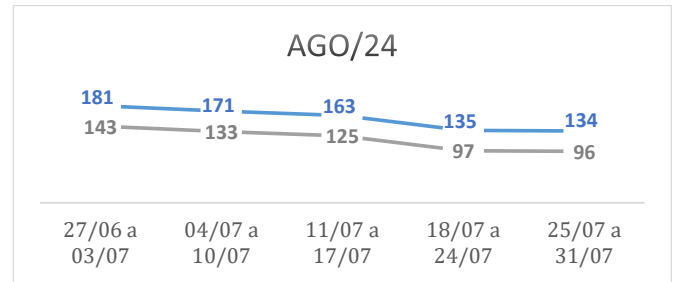
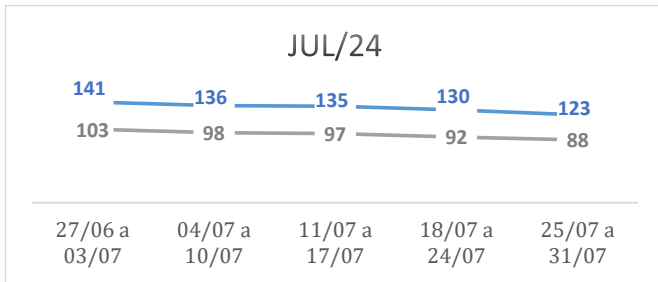
Este relatório é somente um informativo de mercado, não se tratando de um compromisso nem garantia da Elétron Energy com relação aos preços futuros apresentados no mesmo.



## EVOLUÇÃO DOS PREÇOS DE MERCADO - NORTE

### Submercado: Norte

— CONVENCIONAL — INCENTIVADA 50%



Este relatório é somente um informativo de mercado, não se tratando de um compromisso nem garantia da Elétron Energy com relação aos preços futuros apresentados no mesmo.